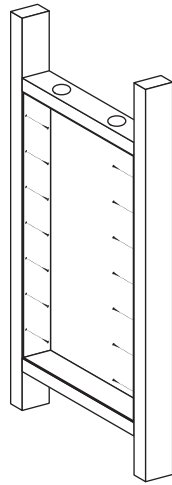

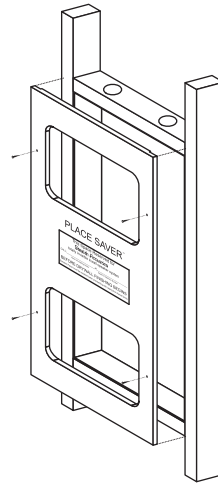


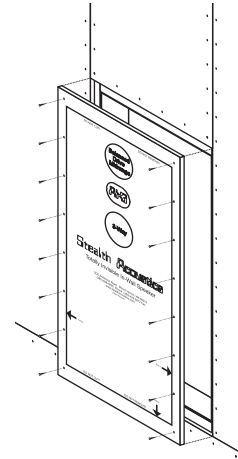
METAL BACK BOXES - UL LISTED



Insert MBX between 16" OC framing. Add framing above and below.



Center and attach PlaceSaver™ (sold separately) over the MBX and to the face of framing.



After wallboard is applied remove PlaceSaver and install speaker.

Included steel brackets attach to sides for use with metal framing.



Recommended Applications:

Use the MBX-30 (for LR3G and B30G panels,) the MBX-22 (for the LR8G, SLR8G, and B22G,) or the MBX-12 (for the LR6G) metal back boxes on installations where the space behind the speaker panel is open, or where a metal enclosure behind the speaker is required. Measuring 3½" (89 mm) deep, the MBX series of back boxes will fit into standard 2×4 stud bays or larger apertures and are designed to fit in between 16" (406 mm) on-center studs. MBX back boxes can be used in walls or ceilings. This product is also useful to assist in installations where sound transfer from one floor or room to the next is of concern.

Included Accessories:

Steel brackets for use in metal frame applications. Fastener package and Roxul® insulation.

Construction:

Constructed of 1.1 mm thick metal, MBX back boxes are shipped fully assembled and are UL listed. Convenient knockouts for conduit are provided, 2 each on the top and bottom of the box. The knockouts will accept either ½" (13 mm) or ¾" (19 mm) conduits and loom clamps.

Shipping Weight:

MBX-12	8 lbs.	(3.6 kg)	each
MBX-22	10 lbs.	(4.5 kg)	each
MBX-30	13 lbs.	(5.9 kg)	each

Dimensions:

Model:	MBX-30	MBX-22	MBX-12*
Use With:	LR3G, B30G	LR4G-LF, LR8G, SLR8G, B22G	LR4G-HM, LR6G
Width:	14½" (368 mm)	14½" (368 mm)	14½" (368 mm)
Height:	28½" (722 mm)	20½" (519 mm)	10⅝" (262 mm)
Depth:	3½" (89 mm)	3½" (89 mm)	3½" (89 mm)

Architectural and Engineering Specifications:

The metal back box shall be constructed of 1.1 mm steel. UL listed and plenum rated, the MBX back boxes are code compliant. The MBX series is for use with wood or metal framing. The back box shall measure 14½" (368 mm) wide and be only 3½" (89 mm) in depth. The back boxes shall also include all mounting screws 4 metal brackets and one piece of Roxul® insulation. The boxes will have both ½" (13 mm) and ¾" (19 mm) knockouts for wire passage.

Installation Notes:

1. The back box interior should be insulated before speakers are installed.
2. For best results, a Stealth PlaceSaver™ should be installed in conjunction with the MBX back box.

Increased acoustical isolation is possible by using a visco-elastic acoustic barrier, such as Dynil™ by Dynamic Control (Dynamat.com). This material is ultra pliable and only 0.09" thick.