

METAL BACK BOXES



Recommended Applications:

Use the MBC-30 (for LR3 and B30 speakers,) the MBC-22 (for LR8, SLR8, B22, and LR4-B22,) or the MBC-12 (for the LR6, and LR4-HM) metal back boxes on installations into masonry, hat-channel type suspended ceilings where the space behind the speaker panel is open, or where a metal enclosure behind the speaker is required. Measuring 3-15/16" (98 mm) deep, the MBC series of back boxes are designed to fully encompass the speaker panel and offer a solid mounting surface for the speaker where there may not be otherwise. This product is also useful to assist in installations where sound transfer from one floor or room to the next is of concern.

Construction:

Constructed of 1.2 mm thick metal, MBC back boxes are shipped fully assembled. Convenient knockouts for conduit are provided, 1 each

on the top and bottom of the box. The knockouts will accept 1/2" (13 mm) conduits and loom clamps. The MBC back box is lined on all four sides with 3/4" (19mm) plywood to provide solid mounting surfaces for the speaker panel.

Included Accessories:

Light Insulation

Optional Accessories:

Dynil™ by Dynamic Control (dynamat.com)

Shipping Weight:

MBC-12 9 lbs. (4.0 kg) each
 MBC-22 14 lbs. (6.4 kg) each
 MBC-30 18 lbs. (8.2 kg) each

Dimensions:

Model:	MBC-30	MBC-22	MBC-12
Use With:	LR3, B30	LR8, SLR8, LR4-B22, B22	LR6, LR4-HM
Width:	16-1/8" (409 mm)	16-1/8" (409 mm)	16-1/4" (412 mm)
Height:	30-1/8" (765 mm)	22-1/8" (562 mm)	12-1/8" (308 mm)
Depth:	3-15/16" (98 mm)	3-15/16" (98 mm)	3-15/16" (98 mm)

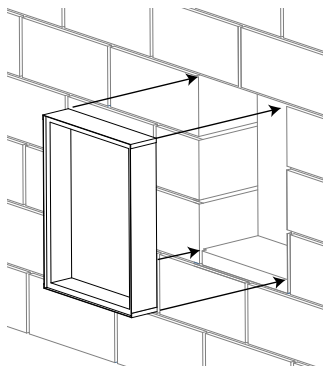
Architectural and Engineering Specifications:

The metal back box shall be constructed of 1.2 mm steel. The back boxes shall be lined on all four sides with 3/4" (19mm) thick plywood for speaker mounting and include one sheet of insulation. The boxes will have one 1/2" (13 mm) knockout for wire passage located at both the top and bottom of box.

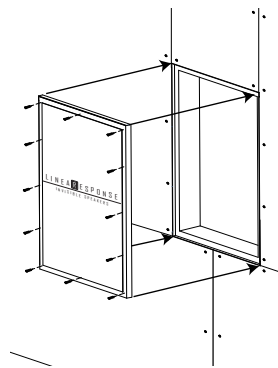
Installation Notes:

1. The back box interior should be insulated before speakers are installed.
2. Increased acoustical isolation is possible by using a visco-elastic acoustic barrier, such as Dynil™ by Dynamic Control (dynamat.com). This material is ultra pliable and only 0.09" thick, allowing it to fit behind the speaker panels.
3. Additional materials may be necessary to properly brace back box into suspended ceiling type applications.
4. Additional materials may be necessary to securely mount back box to solid wall construction.

MBC Back Box Solid Wall Application

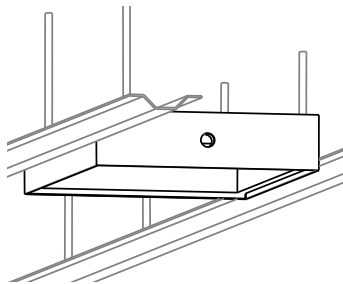


Attach back box to wall

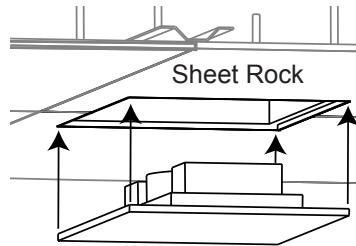


Attach speaker panel to MBC box

MBC Back Box Hard Lid Ceiling Application



Attach back box to ceiling



Attach speaker panel to MBC box