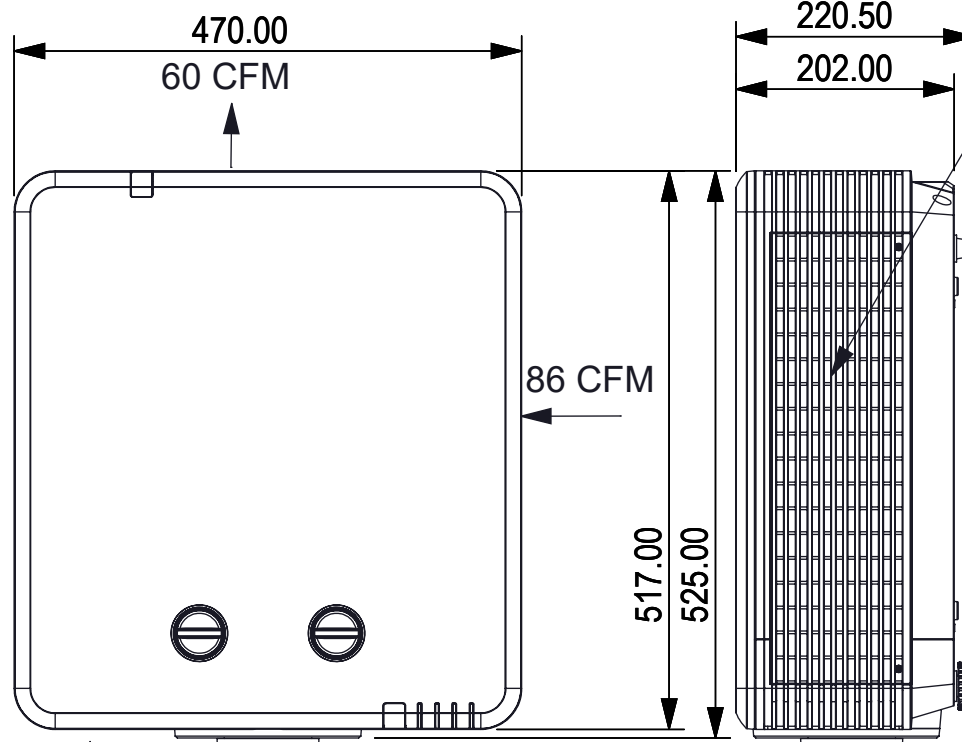
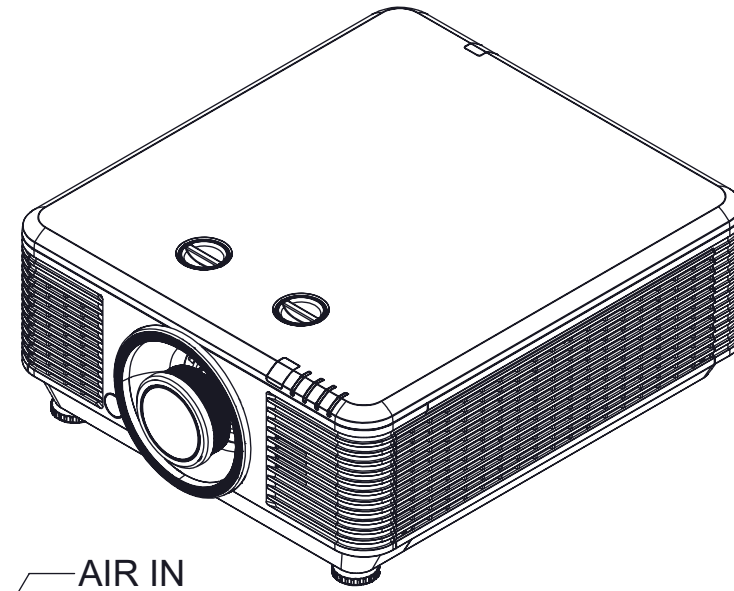
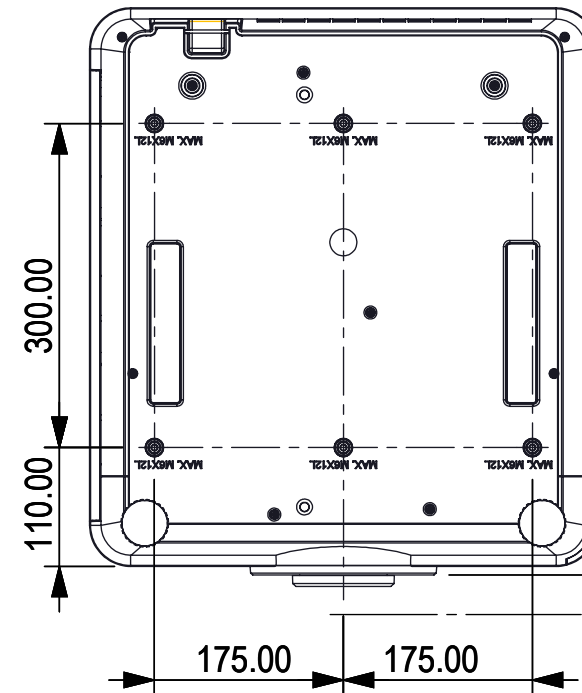


IF IN DOUBT, ASK.

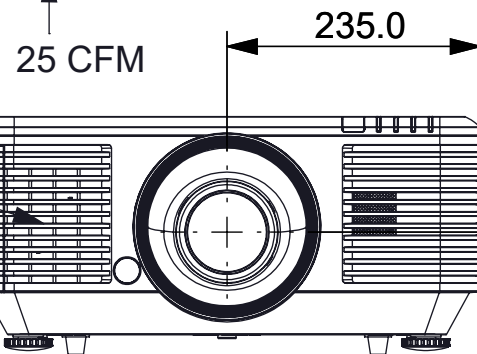
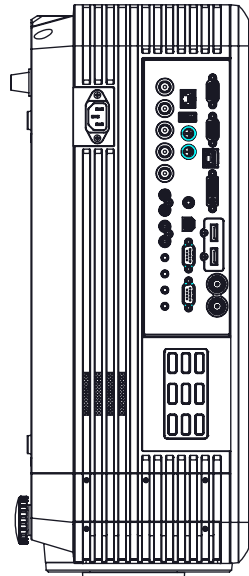
AIR OUT
60 CFM



AIR IN
86 CFM



LENS EXTENSION
SEE TABLE



AIR IN
25 CFM

25 CFM

A3 DRG. No.

PROPRIETARY INFORMATION
This document contains proprietary information which is forwarded to you in confidence for a specific purpose. It shall not be reproduced nor transferred to other documents nor disclosed to others, nor used for manufacturing or any other purpose without the prior written permission of Digital Projection Ltd. It shall be returned immediately upon request.

DRAWN BS 308
3rd Angle Projection

Distribution Code

DATE OF ISSUE 16-7-21

Last Change

Part No.	Description
119-075	PROJECTOR, E-VISION LASR 6500 II, WUXGA, STANDARD LENS (CHINA)
119-076	PROJECTOR, E-VISION LASR 6500 II, WUXGA, STANDARD LENS (EMEA, ROW)
119-738	PROJECTOR, E-VISION LASER 6500 II, WUXGA, NO LENS (CHINA)
119-739	PROJECTOR, E-VISION LASER 6500 II, WUXGA, DE-POLARISER (CHINA)
120-061	PROJECTOR, E-VISION LASER 6500 II, WUXGA NO LENS (EMEA, ROW)

LENS EXTENSION		
DP P/N	Throw Ratio for WUXGA (0.67" DMD) 16:10 Aspect Ratio	Outside Edge Lens Extension
114-785B	0.778:1	-7.59mm
119-001A	0.77 ~ 1.1:1	86.49mm
116-207A	1.10 ~ 1.30:1	72.96mm
119-430A	1.25 ~ 1.60:1	76.8mm
114-783B	1.54 ~ 1.93:1	6.96mm
114-784B	1.93 ~ 2.91:1	21.64mm
116-208A	3.00 ~ 5.00:1	51.52mm

TOLERANCES
UNLESS OTHERWISE STATED

METRIC: 1.000 = ±0.01
1.00 = ±0.1
1.0 = ±0.2
1 = ±0.4

IMPERIAL Fractional ±1/64"
Decimal ± 0.005"

ANGLES ± 0° 30'

CAD GENERATED DRAWING. DO NOT MAKE MANUAL CHANGES

Unless Otherwise Stated
REMOVE ALL BURRS & SHARP EDGES. DO NOT SCALE DRAWING
THE SURFACE TEXTURE ROUGHNESS NUMBER OF MACHINED SURFACES SHOULD BE EQUAL TO OR LESS THAN 0.8um (N6 CLA32)

FIRST USED ON

REV.	A
NOTE	
DRAWN	jcharnley
APP.DO.	
DATE	01-03-21

ORIGINAL SCALE	1:7
DRAWN	jcharnley
APP.ENG.	
DATE	23-11-18



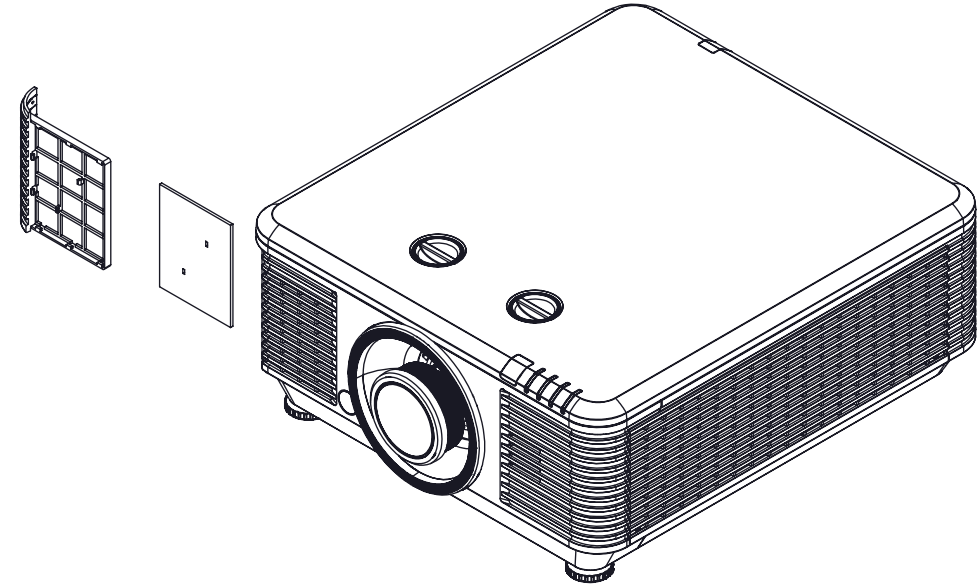
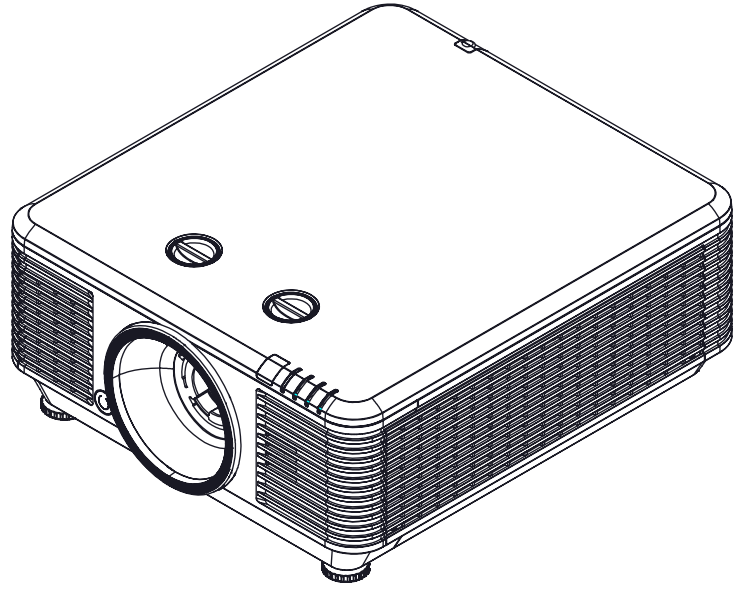

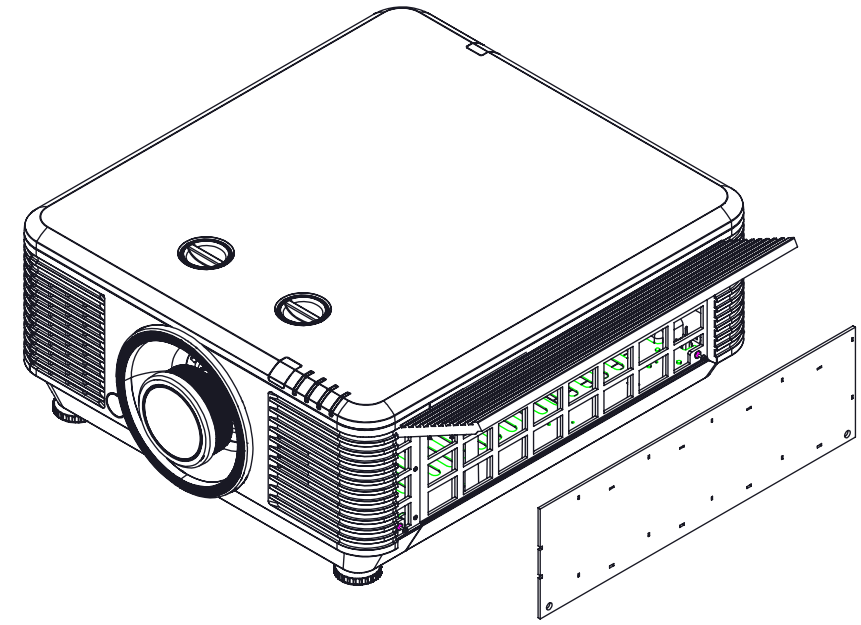
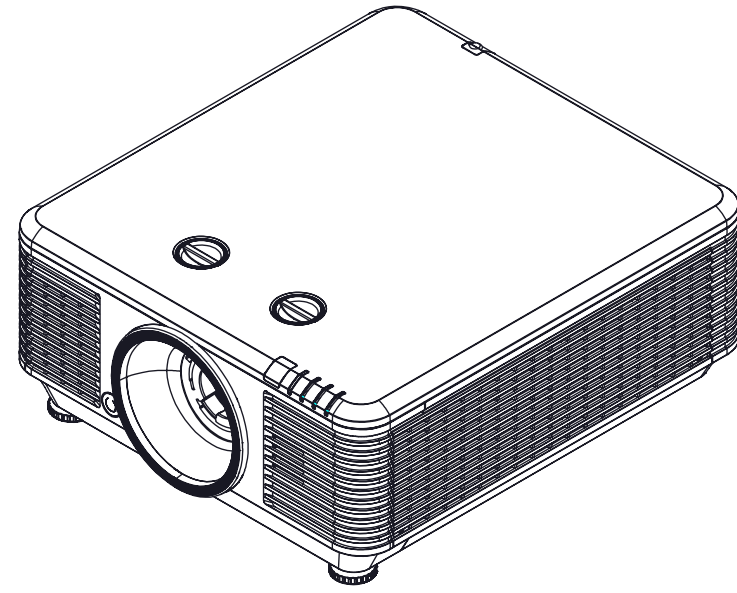
MIDDLETON M24 1XX

ITEM	DESCRIPTION	REFER TO	No Off	REMARKS
3				
2				
1				
	MATERIAL	FINISH		
	CODE			

TITLE	COMPONENT OR DRG.No.
SEE ABOVE	SEE ABOVE
A3:SHEET	1 OF 2

1 2 3 4 5 6 7

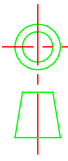
IF IN DOUBT, ASK.



A3 DRG. No.

PROPRIETARY INFORMATION
This document contains proprietary information which is forwarded to you in confidence for a specific purpose. It shall not be reproduced nor transferred to other documents nor disclosed to others, nor used for manufacturing or any other purpose without the prior written permission of Digital Projection Ltd. It shall be returned immediately upon request.

DRAWN BS 308
3rd Angle Projection



Distribution Code

Last Change

DATE OF ISSUE -16-7-21

A

B

C

D

E

3					
2					
1					
ITEM	DESCRIPTION	REFER TO	No Off	REMARKS	
	MATERIAL	FINISH			
A					
PRE REVS	CODE				

TOLERANCES UNLESS OTHERWISE STATED		CAD GENERATED DRAWING. DO NOT MAKE MANUAL CHANGES			
METRIC: 1.000 = ±0.01 1.00 = ±0.1 1.0 = ±0.2 1 = ±0.4		DIMENSIONS IN MILLIMETRES			
IMPERIAL: Fractional ±1/64" Decimal ± 0.005"		REV.	A		
ANGLES ± 0° 30'		NOTE			
		DRAWN	jcharnley		
		APP.DO.			
		DATE	01-03-21		

FIRST USED ON	
ORIGINAL SCALE	1:7
DRAWN	jcharnley
APP.ENG.	
DATE	23-11-18

DIGITAL PROJECTION MIDDLETON M24 1XX

TITLE

COMPONENT OR DRG.No.

A3:SHEET 2 OF 2